

Article Title

FIRST AUTHOR*

Department, Organization, Street, Postcode, State, Country

SECOND AUTHOR AND THIRD AUTHOR 

Department, Organization, Street, Postcode, State, Country

FOURTH AUTHOR

Department, Organization, Street, Postcode, State, Country

AND

FIFTH AUTHOR

Department, Organization, Street, Postcode, State, Country

*Corresponding author: email-id.com

[Received on Date Month Year; revised on Date Month Year; accepted on Date Month Year]

Abstracts must be able to stand alone and so cannot contain citations to the paper's references, equations, etc. An abstract must consist of a single paragraph and be concise. Because of online formatting, abstracts must appear as plain as possible.

Keywords: keyword1; Keyword2; Keyword3; Keyword4.

1. Introduction

The introduction introduces the context and summarizes the manuscript. It is importantly to clearly state the contributions of this piece of work.

Nam dui ligula, fringilla a, euismod sodales, sollicitudin¹ vel, wisi. Morbi auctor lorem non justo. Nam lacus libero, pretium at, lobortis vitae, ultricies et, tellus. Donec aliquet, tortor sed accumsan bibendum, erat ligula aliquet magna, vitae ornare odio metus a mi. Morbi ac orci et nisl hendrerit mollis. Suspendisse ut massa. Cras nec ante. Pellentesque² a nulla. Cum sociis natoque penatibus et magnis dis parturient montes, nascetur ridiculus mus. Aliquam tincidunt urna. Nulla ullamcorper vestibulum turpis. Pellentesque cursus luctus mauris.

Nam dui ligula, fringilla a, euismod sodales, sollicitudin vel, wisi. Morbi auctor lorem non justo. Nam lacus libero, pretium at, lobortis vitae, ultricies et, tellus. Donec aliquet, tortor sed accumsan bibendum, erat³ ligula aliquet magna, vitae ornare odio metus a mi. Morbi ac orci et nisl hendrerit mollis. Suspendisse ut massa. Cras nec ante. Pellentesque a nulla. Cum sociis natoque penatibus et magnis dis parturient montes, nascetur ridiculus mus. Aliquam tincidunt urna. Nulla ullamcorper vestibulum turpis. Pellentesque cursus luctus mauris.

¹ <https://data.gov.uk/>

² <https://www.ukdataservice.ac.uk/>

³ That is not to say that there have been no breaches—researchers using data for a project they are not licensed for or passing data to unlicensed colleagues—however, this, as far as we are aware of, has never caused harm to individuals or entities in the data.

2. This is an example for first level head - section head

Nam dui ligula, fringilla a, euismod sodales, sollicitudin vel, wisi. Morbi auctor lorem non justo. Nam lacus libero, pretium at, lobortis vitae, ultricies et, tellus. Donec aliquet, tortor sed accumsan bibendum, erat ligula aliquet magna, vitae ornare odio metus a mi. Morbi ac orci et nisl hendrerit mollis. Suspendisse ut massa. Cras nec ante. Pellentesque a nulla. Cum sociis natoque penatibus et magnis dis parturient montes, nascetur ridiculus mus. Aliquam tincidunt urna. Nulla ullamcorper vestibulum turpis. Pellentesque cursus luctus mauris (refer Section 5).

2.1. This is an example for second level head - subsection head

Nam dui ligula, fringilla a, euismod sodales, sollicitudin vel, wisi. Morbi auctor lorem non justo. Nam lacus libero, pretium at, lobortis vitae, ultricies et, tellus. Donec aliquet, tortor sed accumsan bibendum, erat ligula aliquet magna, vitae ornare odio metus a mi. Morbi ac orci et nisl hendrerit mollis. Suspendisse ut massa. Cras nec ante. Pellentesque a nulla. Cum sociis natoque penatibus et magnis dis parturient montes, nascetur ridiculus mus. Aliquam tincidunt urna. Nulla ullamcorper vestibulum turpis. Pellentesque cursus luctus mauris.

2.1.1. This is an example for third level head - subsubsection head

Nam dui ligula, fringilla a, euismod sodales, sollicitudin vel, wisi. Morbi auctor lorem non justo. Nam lacus libero, pretium at, lobortis vitae, ultricies et, tellus. Donec aliquet, tortor sed accumsan bibendum, erat ligula aliquet magna, vitae ornare odio metus a mi. Morbi ac orci et nisl hendrerit mollis. Suspendisse ut massa. Cras nec ante. Pellentesque a nulla. Cum sociis natoque penatibus et magnis dis parturient montes, nascetur ridiculus mus. Aliquam tincidunt urna. Nulla ullamcorper vestibulum turpis. Pellentesque cursus luctus mauris.

This is an example for fourth level head - paragraph head Nam dui ligula, fringilla a, euismod sodales, sollicitudin vel, wisi. Morbi auctor lorem non justo. Nam lacus libero, pretium at, lobortis vitae, ultricies et, tellus. Donec aliquet, tortor sed accumsan bibendum, erat ligula aliquet magna, vitae ornare odio metus a mi. Morbi ac orci et nisl hendrerit mollis. Suspendisse ut massa. Cras nec ante.

3. This is an example for first level head

3.1. This is an example for second level head - subsection head

3.1.1. This is an example for third level head - subsubsection head

Nam dui ligula, fringilla a, euismod sodales, sollicitudin vel, wisi. Morbi auctor lorem non justo. Nam lacus libero, pretium at, lobortis vitae, ultricies et, tellus. Donec aliquet, tortor sed accumsan bibendum, erat ligula aliquet magna, vitae ornare odio metus a mi.

This is an example for fourth level head - paragraph head Morbi ac orci et nisl hendrerit mollis. Suspendisse ut massa. Cras nec ante. Pellentesque a nulla. Cum sociis natoque penatibus et magnis dis parturient montes, nascetur ridiculus mus. Aliquam tincidunt urna. Nulla ullamcorper vestibulum turpis. Pellentesque cursus luctus mauris.

4. Equations

Equations in \LaTeX can either be inline or on-a-line by itself. For inline equations use the \dots commands. Eg: The equation $H\psi = E\psi$ is written via the command $\$H \backslash\psi = E \backslash\psi\$$.

For on-a-line by itself equations (with auto generated equation numbers) one can use the equation environment:

$$\|\tilde{X}(k)\|^2 \leq \frac{\sum_{i=1}^p \|\tilde{Y}_i(k)\|^2 + \sum_{j=1}^q \|\tilde{Z}_j(k)\|^2}{p+q}. \quad (4.1)$$

where,

$$\begin{aligned} D_\mu &= \partial_\mu - ig \frac{\lambda^a}{2} A_\mu^a, \\ F_{\mu\nu}^a &= \partial_\mu A_\nu^a - \partial_\nu A_\mu^a + gf^{abc} A_\mu^b A_\nu^a. \end{aligned} \quad (4.2)$$

Notice the use of `\nonumber` in the align environment at the end of each line, except the last, so as not to produce equation numbers on lines where no equation numbers are required. The `\label{}` command should only be used at the last line of an align environment where `\nonumber` is not used.

$$Y_\infty = \left(\frac{m}{\text{GeV}}\right)^{-3} \left[1 + \frac{3\ln(m/\text{GeV})}{15} + \frac{\ln(c_2/5)}{15}\right] \quad (4.3)$$

The class file also supports the use of `\mathbb{R}`, `\mathscr{R}` and `\mathcal{R}` commands. As such `\mathbb{R}`, `\mathscr{R}` and `\mathcal{R}` produces \mathbb{R} , \mathscr{R} and \mathcal{R} respectively (refer Subsubsection A.1.1).

5. Tables

Tables can be inserted via the normal table and tabular environment. To put footnotes inside tables one has to 12pt use the additional “`tablenotes`” environment enclosing the tabular environment. The footnote appears just below the table itself (refer Tables 1 and 2).

```
\begin{table}[t]
\caption{<table-caption>\label{<table-label>}}%
\begin{tabular}{@{}lllll@{}}
\toprule
column 1 & column 2 & column 3 & column 4 \\
\midrule
row 1 & data 1 & data 2 & & data 3 \\
row 2 & data 4 & data 5{1} & & data 6 \\
row 3 & data 7 & data 8 & & data 9{2} \\
\botrule
\end{tabular}
\begin{tablenotes}%
\item Source: Example for source.
\item[{1}] Example for a 1st table footnote.
\item[{2}] Example for a 2nd table footnote.
\end{tablenotes}
\end{table}
```

TABLE 1 *Caption text*

column 1	column 2	column 3	column 4
row 1	data 1	data 2	data 3
row 2	data 4	data 5 ¹	data 6
row 3	data 7	data 8	data 9 ²

Source: This is an example of table footnote this is an example of table footnote this is an example of table footnote this is an example of table footnote this is an example of table footnote

¹ Example for a first table footnote.

² Example for a second table footnote.

Lengthy tables which doesn't fit in textwidth should be set as rotated table. For this, we need to use `\begin{sidewaystable}... \end{sidewaystable}` instead of `\begin{table}... \end{table}` environment.

TABLE 2 *Example of a lengthy table which is set to full textwidth.*

Project	Element 1 ¹			Element 2 ²		
	Energy	σ_{calc}	σ_{expt}	Energy	σ_{calc}	σ_{expt}
Element 3	990 A	1168	1547 ± 12	780 A	1166	1239 ± 100
Element 4	500 A	961	922 ± 10	900 A	1268	1092 ± 40

Note: This is an example of table footnote this is an example of table footnote this is an example of table footnote this is an example of table footnote this is an example of table footnote

Example for a first table footnote.

Example for a second table footnote.

6. Figures

As per the \LaTeX standards one has to use eps images for latex compilation and pdf/jpg/png images for pdflatex compilation. This is one of the major difference between latex and pdflatex. The images should be single page documents. The command for inserting images for latex and pdflatex can be generalized. The package used to insert images in latex/pdflatex is the graphicx package. Figures can be inserted via the normal figure environment as shown in the below example:

```
\begin{figure}[!t]
  \centering\includegraphics{<eps-file>}
  \caption{<figure-caption>}
  \label{<figure-label>}
\end{figure}
```

For sample purpose, we have included the width of images in the optional argument of `\includegraphics` tag. Please ignore this. Lengthy figures which doesn't fit in textwidth should be set as rotated mode. For rotated figures, we need to use `\begin{sidewaysfigure}... \end{sidewaysfigure}` instead of `\begin{figure}... \end{figure}` environment.

TABLE 3 Tables which are too long to fit, should be written using the “sidewaystable” environment as shown here

Projectile	Element 1 ¹			Element ²		
	Energy	σ_{calc}	σ_{expt}	Energy	σ_{calc}	σ_{expt}
Element 3	990 A	1168	1547 ± 12	780 A	1166	1239 ± 100
Element 4	500 A	961	922 ± 10	900 A	1268	1092 ± 40
Element 3	990 A	1168	1547 ± 12	780 A	1166	1239 ± 100
Element 4	500 A	961	922 ± 10	900 A	1268	1092 ± 40
Element 3	990 A	1168	1547 ± 12	780 A	1166	1239 ± 100
Element 4	500 A	961	922 ± 10	900 A	1268	1092 ± 40
Element 3	990 A	1168	1547 ± 12	780 A	1166	1239 ± 100
Element 4	500 A	961	922 ± 10	900 A	1268	1092 ± 40
Element 3	990 A	1168	1547 ± 12	780 A	1166	1239 ± 100
Element 4	500 A	961	922 ± 10	900 A	1268	1092 ± 40
Element 3	990 A	1168	1547 ± 12	780 A	1166	1239 ± 100
Element 4	500 A	961	922 ± 10	900 A	1268	1092 ± 40

Note: This is an example of table footnote this is an example of table footnote this is an example of table footnote this is an example of table footnote this is an example of table footnote

¹ This is an example of table footnote

² This is an example of table footnote




FIG. 1. This is a widefig. This is an example of long caption this is an example of long caption this is an example of long caption this is an example of long caption




FIG. 2. This is a widefig. This is an example of long caption this is an example of long caption this is an example of long caption this is an example of long caption

7. Algorithms, Program codes and Listings

Packages `algorithm`, `algorithmicx` and `algpseudocode` are used for setting algorithms in latex. For this, one has to use the below format:

```
\begin{algorithm}
\caption{<alg-caption>}\label{<alg-label>}
\begin{algorithmic}[1]
. . .
\end{algorithmic}
\end{algorithm}
```

We need to refer above listed package documentations for more details before setting `algorithm` environment. To set program codes, one has to use `program`, package. We need to use `\begin{program} ... \end{program}` environment to set program codes. A fast exponentiation procedure:

Similarly, for listings, one has to use `listings` package. `\begin{lstlisting} ... \end{lstlisting}` environment is used to set environments similar to `verbatim` environment. Refer `lstlisting`, package documentation for more details on this.




FIG. 3 This is an example for sideways figure. This is an example of long caption this is an example of long caption this is an example of long caption this is an example of long caption

Algorithm 1 Calculate $y = x^n$

Require: $n \geq 0 \vee x \neq 0$

Ensure: $y = x^n$

```

1:  $y \leftarrow 1$ 
2: if  $n < 0$  then
3:    $X \leftarrow 1/x$ 
4:    $N \leftarrow -n$ 
5: else
6:    $X \leftarrow x$ 
7:    $N \leftarrow n$ 
8: end if
9: while  $N \neq 0$  do
10:  if  $N$  is even then
11:     $X \leftarrow X \times X$ 
12:     $N \leftarrow N/2$ 
13:  else[ $N$  is odd]
14:     $y \leftarrow y \times X$ 
15:     $N \leftarrow N - 1$ 
16:  end if
17: end while

```

```

for  $i := \text{maxint}$  to 0 do
  begin
    { do nothing }
  end;
  Write('Case_insensitive ');
  Write('Pascal_keywords. ');

```

8. Cross referencing

Environments such as figure, table, equation, align can have a label declared via the `\label{#label}` command. For figures and table environments one should use the `\label{}` command inside or just below the `\caption{}` command. One can then use the `\ref{#label}` command to cross-reference them. As an example, consider the label declared for Figure 1 which is `\label{fig1}`. To cross-reference it, use the command `Figure \ref{fig1}`, for which it comes up as “Figure 1”.

8.1. Details on reference citations

With standard numerical .bst files, only numerical citations are possible. With an author-year .bst file, both numerical and author-year citations are possible.

If author-year citations are selected, `\bibitem` must have one of the following forms:


```

\bibitem{Jones et al.(1990)}{key}...
\bibitem{Jones et al.(1990)Jones,
        Baker, and Williams}{key}...
\bibitem{Jones et al., 1990}{key}...
\bibitem{\protect\citeauthoryear{Jones,
        Baker, and Williams}
        {Jones et al.}{1990}}{key}...
\bibitem{\protect\citeauthoryear{Jones et al.}
        {1990}}{key}...
\bibitem{\protect\astroncite{Jones et al.}
        {1990}}{key}...
\bibitem{\protect\citename{Jones et al., }
        1990}{key}...
\harvarditem{Jones et al.}{Jones, Baker, and
        Williams}{1990}{key}...

```

This is either to be made up manually, or to be generated by an appropriate .bst file with BibTeX. Then,

```

                Author-year mode
                || Numerical mode
\citet{key} ==>> Jones et al. (1990)
                || Jones et al. [21]
\citep{key} ==>> (Jones et al., 1990) || [21]

```

Multiple citations as normal:

```

\citep{key1,key2} ==> (Jones et al., 1990;
                    Smith, 1989) || [21,24]
                    or (Jones et al., 1990, 1991) || [21,24]
                    or (Jones et al., 1990a,b) || [21,24]

```

`\cite{key}` is the equivalent of `\citet{key}` in author-year mode and of `\citep{key}` in numerical mode. Full author lists may be forced with `\citet*` or `\citep*`, e.g.

```

\citep*{key} ==>> (Jones, Baker, and Mark, 1990)

```

Optional notes as:

```

\citep[chap. 2]{key} ==>>
    (Jones et al., 1990, chap. 2)
\citep[e.g., ]{key} ==>>
    (e.g., Jones et al., 1990)
\citep[see][pg. 34]{key} ==>>
    (see Jones et al., 1990, pg. 34)

```

(Note: in standard LaTeX, only one note is allowed, after the ref. Here, one note is like the standard, two make pre- and post-notes.)

```

\citealt{key} ==>> Jones et al. 1990
\citealt*{key} ==>> Jones, Baker, and
                    Williams 1990
\citealp{key} ==>> Jones et al., 1990

```

```
\citealp*{key} ==>> Jones, Baker, and
                    Williams, 1990
```

Additional citation possibilities (both author-year and numerical modes)

```
\citeauthor{key}      ==>> Jones et al.
\citeauthor*{key}    ==>> Jones, Baker, and
                    Williams
\citeyear{key}       ==>> 1990
\citeyearpar{key}   ==>> (1990)
\citetext{priv. comm.} ==>> (priv. comm.)
\citenum{key}       ==>> 11 [non-superscripted]
```

Note: full author lists depends on whether the bib style supports them; if not, the abbreviated list is printed even when full requested.

For names like della Robbia at the start of a sentence, use

```
\Citet{dRob98}      ==>> Della Robbia (1998)
\Citep{dRob98}      ==>> (Della Robbia, 1998)
\Citeauthor{dRob98} ==>> Della Robbia
```

The following is an example for `\cite{...}`: [11]. Another example for `\citep{...}`: [1, 3, 4, 7, 8, 9]. Sample cites here [2, 5] and [10], [13], [6, 12, 14].

9. Lists

List in \LaTeX can be of three types: numbered, bulleted and unnumbered. “enumerate” environment produces numbered list, “itemize” environment produces bulleted list and “unlist” environment produces unnumbered list. In each environments, new entry is added via the `\item` command.

1. This is the 1st item
2. Enumerate creates numbered lists, itemize creates bulleted lists and unnumerate creates unnumbered lists.
 - a. Second level numbered list. Enumerate creates numbered lists, itemize creates bulleted lists and description creates unnumbered lists.
 - b. Second level numbered list. Enumerate creates numbered lists, itemize creates bulleted lists and description creates unnumbered lists.
 - (i) Third level numbered list. Enumerate creates numbered lists, itemize creates bulleted lists and description creates unnumbered lists.
 - (ii) Third level numbered list. Enumerate creates numbered lists, itemize creates bulleted lists and description creates unnumbered lists.
 - c. Second level numbered list. Enumerate creates numbered lists, itemize creates bulleted lists and description creates unnumbered lists.
 - d. Second level numbered list. Enumerate creates numbered lists, itemize creates bulleted lists and description creates unnumbered lists.

3. Enumerate creates numbered lists, itemize creates bulleted lists and description creates unnumbered lists.
4. Numbered lists continue.

List in \LaTeX can be of three types: enumerate, itemize and description. In each environments, new entry is added via the `\item` command.

- First level bulleted list. This is the 1st item
- First level bulleted list. Itemize creates bulleted lists and description creates unnumbered lists.
 - Second level dashed list. Itemize creates bulleted lists and description creates unnumbered lists.
 - Second level dashed list. Itemize creates bulleted lists and description creates unnumbered lists.
 - Second level dashed list. Itemize creates bulleted lists and description creates unnumbered lists.
- First level bulleted list. Itemize creates bulleted lists and description creates unnumbered lists.
- First level bulleted list. Bullet lists continue.

Example for unnumbered list items:

Sample unnumberd list text. Sample unnumberd list text. Sample unnumberd list text. Sample unnumberd list text. Sample unnumberd list text.

Sample unnumberd list text. Sample unnumberd list text. Sample unnumberd list text.

sample unnumberd list text. Sample unnumberd list text. Sample unnumberd list text. Sample unnumberd list text. Sample unnumberd list text. Sample unnumberd list text. Sample unnumberd list text.

10. Examples for theorem like environments

For enunciation like environments, we require `amsthm` package.

Theorem 1 (Theorem subhead) *Example theorem text. Example theorem text. Example theorem text. Example theorem text. Example theorem text. Example theorem text. Example theorem text. Example theorem text. Example theorem text. Example theorem text.*

Quisque ullamcorper placerat ipsum. Cras nibh. Morbi vel justo vitae lacus tincidunt ultrices. Lorem ipsum dolor sit amet, consectetur adipiscing elit. In hac habitasse platea dictumst. Integer tempus convallis augue.

Proposition 2 *Example proposition text. Example proposition text. Example proposition text. Example proposition text. Example proposition text. Example proposition text. Example proposition text. Example proposition text. Example proposition text.*

Nulla malesuada porttitor diam. Donec felis erat, congue non, volutpat at, tincidunt tristique, libero. Vivamus viverra fermentum felis. Donec nonummy pellentesque ante.

Example 1 *Phasellus adipiscing semper elit. Proin fermentum massa ac quam. Sed diam turpis, molestie vitae, placerat a, molestie nec, leo. Maecenas lacinia. Nam ipsum ligula, eleifend at, accumsan nec, suscipit a, ipsum. Morbi blandit ligula feugiat magna. Nunc eleifend consequat lorem.*

Nulla malesuada porttitor diam. Donec felis erat, congue non, volutpat at, tincidunt tristique, libero. Vivamus viverra fermentum felis. Donec nonummy pellentesque ante.

Remark 1 *Phasellus adipiscing semper elit. Proin fermentum massa ac quam. Sed diam turpis, molestie vitae, placerat a, molestie nec, leo. Maecenas lacinia. Nam ipsum ligula, eleifend at, accumsan nec, suscipit a, ipsum. Morbi blandit ligula feugiat magna. Nunc eleifend consequat lorem.*

Quisque ullamcorper placerat ipsum. Cras nibh. Morbi vel justo vitae lacus tincidunt ultrices. Lorem ipsum dolor sit amet, consectetur adipiscing elit. In hac habitasse platea dictumst.

Definition 1 (Definition sub head) *Example definition text. Example definition text. Example definition text. Example definition text. Example definition text. Example definition text. Example definition text.*

Apart from the above styles, we have `\begin{proof} . . . \end{proof}` environment - with proof head in italic style and body text in roman font with an open square at the end of each proof environment.

Proof Example for proof text. Example for proof text. Example for proof text. Example for proof text. Example for proof text. Example for proof text. Example for proof text. Example for proof text. Example for proof text. Example for proof text. □

Nam dui ligula, fringilla a, euismod sodales, sollicitudin vel, wisi. Morbi auctor lorem non justo. Nam lacus libero, pretium at, lobortis vitae, ultricies et, tellus. Donec aliquet, tortor sed accumsan bibendum, erat ligula aliquet magna, vitae ornare odio metus a mi.

Proof of Theorem 1 Example for proof text. Example for proof text. Example for proof text. Example for proof text. Example for proof text. Example for proof text. Example for proof text. Example for proof text. Example for proof text. Example for proof text. □

For quote environment, one has to use

```
\begin{quote} . . . \end{quote}
```

Quoted text example. Aliquam porttitor quam a lacus. Praesent vel arcu ut tortor cursus volutpat. In vitae pede quis diam bibendum placerat. Fusce elementum convallis neque. Sed dolor orci, scelerisque ac, dapibus nec, ultricies ut, mi. Duis nec dui quis leo sagittis commodo.

Donec congue. Maecenas urna mi, suscipit in, placerat ut, vestibulum ut, massa. Fusce ultrices nulla et nisl (refer Figure 3). Pellentesque habitant morbi tristique senectus et netus et malesuada fames ac turpis egestas. Etiam ligula arcu, elementum a, venenatis quis, sollicitudin sed, metus. Donec nunc pede, tincidunt in, venenatis vitae, faucibus vel (refer Table 3).

11. Conclusion

Some Conclusions here.

A. Section title of first appendix


Nam dui ligula, fringilla a, euismod sodales, sollicitudin vel, wisi. Morbi auctor lorem non justo. Nam lacus libero, pretium at, lobortis vitae, ultricies et, tellus. Donec aliquet, tortor sed accumsan bibendum, erat ligula aliquet magna, vitae ornare odio metus a mi. Morbi ac orci et nisl hendrerit mollis. Suspendisse ut massa. Cras nec ante. Pellentesque a nulla. Cum sociis natoque penatibus et magnis dis parturient montes, nascetur ridiculus mus. Aliquam tincidunt urna. Nulla ullamcorper vestibulum turpis. Pellentesque cursus luctus mauris.

A.1. Subsection title of first appendix

Nam dui ligula, fringilla a, euismod sodales, sollicitudin vel, wisi. Morbi auctor lorem non justo. Nam lacus libero, pretium at, lobortis vitae, ultricies et, tellus. Donec aliquet, tortor sed accumsan bibendum, erat ligula aliquet magna, vitae ornare odio metus a mi. Morbi ac orci et nisl hendrerit mollis. Suspendisse ut massa. Cras nec ante. Pellentesque a nulla. Cum sociis natoque penatibus et magnis dis parturient montes, nascetur ridiculus mus. Aliquam tincidunt urna. Nulla ullamcorper vestibulum turpis. Pellentesque cursus luctus mauris.

A.1.1. Subsubsection title of first appendix

Example for Unnumbered figure:



Fusce mauris. Vestibulum luctus nibh at lectus. Sed bibendum, nulla a faucibus semper, leo velit ultricies tellus, ac venenatis arcu wisi vel nisl. Vestibulum diam. Aliquam pellentesque, augue quis sagittis posuere, turpis lacus congue quam, in hendrerit risus eros eget felis.

B. Section title of second appendix

Fusce mauris. Vestibulum luctus nibh at lectus. Sed bibendum, nulla a faucibus semper, leo velit ultricies tellus, ac venenatis arcu wisi vel nisl. Vestibulum diam. Aliquam pellentesque, augue quis sagittis posuere, turpis lacus congue quam, in hendrerit risus eros eget felis. Maecenas eget erat in sapien mattis porttitor. Vestibulum porttitor. Nulla facilisi. Sed a turpis eu lacus commodo facilisis. Morbi fringilla,

wisi in dignissim interdum, justo lectus sagittis dui, et vehicula libero dui cursus dui. Mauris tempor ligula sed lacus. Duis cursus enim ut augue. Cras ac magna. Cras nulla.

B.1. *Subsection title of second appendix*

Sed commodo posuere pede. Mauris ut est. Ut quis purus. Sed ac odio. Sed vehicula hendrerit sem. Duis non odio. Morbi ut dui. Sed accumsan risus eget odio. In hac habitasse platea dictumst. Pellentesque non elit. Fusce sed justo eu urna porta tincidunt. Mauris felis odio, sollicitudin sed, volutpat a, ornare ac, erat. Morbi quis dolor. Donec pellentesque, erat ac sagittis semper, nunc dui lobortis purus, quis congue purus metus ultricies tellus. Proin et quam. Class aptent taciti sociosqu ad litora torquent per conubia nostra, per inceptos hymenaeos. Praesent sapien turpis, fermentum vel, eleifend faucibus, vehicula eu, lacus.

Sed commodo posuere pede. Mauris ut est. Ut quis purus. Sed ac odio. Sed vehicula hendrerit sem. Duis non odio. Morbi ut dui. Sed accumsan risus eget odio. In hac habitasse platea dictumst. Pellentesque non elit. Fusce sed justo eu urna porta tincidunt. Mauris felis odio, sollicitudin sed, volutpat a, ornare ac, erat. Morbi quis dolor. Donec pellentesque, erat ac sagittis semper, nunc dui lobortis purus, quis congue purus metus ultricies tellus. Proin et quam. Class aptent taciti sociosqu ad litora torquent per conubia nostra, per inceptos hymenaeos. Praesent sapien turpis, fermentum vel, eleifend faucibus, vehicula eu, lacus.

B.1.1. Subsubsection title of second appendix

Lorem ipsum dolor sit amet, consectetur adipiscing elit. Ut purus elit, vestibulum ut, placerat ac, adipiscing vitae, felis. Curabitur dictum gravida mauris. Nam arcu libero, nonummy eget, consectetuer id, vulputate a, magna. Donec vehicula augue eu neque.




FIG. B.1. This is an example for appendix figure

TABLE B.4 *This is an example of Appendix table showing food requirements of army, navy and airforce*

col1 head	col2 head	col3 head
col1 text	col2 text	col3 text
col1 text	col2 text	col3 text
col1 text	col2 text	col3 text

Example for an equation inside appendix:

$$p = \frac{\gamma^2 - (n_C - 1)H}{(n_C - 1) + H - 2\gamma} \quad (\text{B.1})$$

$$\theta = \frac{(\gamma - H)^2 (\gamma - n_C - 1)^2}{(n_C - 1 + H - 2\gamma)^2}. \quad (\text{B.2})$$

C. Example of another appendix section

Nam dui ligula, fringilla a, euismod sodales, sollicitudin vel, wisi. Morbi auctor lorem non justo. Nam lacus libero, pretium at, lobortis vitae, ultricies et, tellus. Donec aliquet, tortor sed accumsan bibendum, erat ligula aliquet magna, vitae ornare odio metus a mi. Morbi ac orci et nisl hendrerit mollis. Suspendisse ut massa. Cras nec ante. Pellentesque a nulla. Cum sociis natoque penatibus et magnis dis parturient montes, nascetur ridiculus mus. Aliquam tincidunt urna. Nulla ullamcorper vestibulum turpis. Pellentesque cursus luctus mauris

$$\mathcal{L} = i\bar{\psi}\gamma^\mu D_\mu\psi - \frac{1}{4}F_{\mu\nu}^a F^{a\mu\nu} - m\bar{\psi}\psi \quad (\text{C.1})$$

Nulla malesuada porttitor diam. Donec felis erat, congue non, volutpat at, tincidunt tristique, libero. Vivamus viverra fermentum felis. Donec nonummy pellentesque ante. Phasellus adipiscing semper elit. Proin fermentum massa ac quam. Sed diam turpis, molestie vitae, placerat a, molestie nec, leo. Maecenas lacinia. Nam ipsum ligula, eleifend at, accumsan nec, suscipit a, ipsum. Morbi blandit ligula feugiat magna. Nunc eleifend consequat lorem. Sed lacinia nulla vitae enim. Pellentesque tincidunt purus vel magna. Integer non enim. Praesent euismod nunc eu purus. Donec bibendum quam in tellus. Nullam cursus pulvinar lectus. Donec et mi. Nam vulputate metus eu enim. Vestibulum pellentesque felis eu massa.

Nulla malesuada porttitor diam. Donec felis erat, congue non, volutpat at, tincidunt tristique, libero. Vivamus viverra fermentum felis. Donec nonummy pellentesque ante. Phasellus adipiscing semper elit. Proin fermentum massa ac quam. Sed diam turpis, molestie vitae, placerat a, molestie nec, leo. Maecenas lacinia. Nam ipsum ligula, eleifend at, accumsan nec, suscipit a, ipsum. Morbi blandit ligula feugiat magna. Nunc eleifend consequat lorem. Sed lacinia nulla vitae enim. Pellentesque tincidunt purus vel magna. Integer non enim. Praesent euismod nunc eu purus. Donec bibendum quam in tellus. Nullam cursus pulvinar lectus. Donec et mi. Nam vulputate metus eu enim. Vestibulum pellentesque felis eu massa.

Nulla malesuada porttitor diam. Donec felis erat, congue non, volutpat at, tincidunt tristique, libero. Vivamus viverra fermentum felis. Donec nonummy pellentesque ante. Phasellus adipiscing semper elit. Proin fermentum massa ac quam. Sed diam turpis, molestie vitae, placerat a, molestie nec, leo.

TABLE C.5

col1 head	col2 head	col3 head
col1 text	col2 text	col3 text
col1 text	col2 text	col3 text
col1 text	col2 text	col3 text

Maecenas lacinia. Nam ipsum ligula, eleifend at, accumsan nec, suscipit a, ipsum. Morbi blandit ligula feugiat magna. Nunc eleifend consequat lorem. Sed lacinia nulla vitae enim. Pellentesque tincidunt purus vel magna. Integer non enim. Praesent euismod nunc eu purus. Donec bibendum quam in tellus. Nullam cursus pulvinar lectus. Donec et mi. Nam vulputate metus eu enim. Vestibulum pellentesque felis eu massa.

Nulla malesuada porttitor diam. Donec felis erat, congue non, volutpat at, tincidunt tristique, libero. Vivamus viverra fermentum felis. Donec nonummy pellentesque ante. Phasellus adipiscing semper elit. Proin fermentum massa ac quam. Sed diam turpis, molestie vitae, placerat a, molestie nec, leo. Maecenas lacinia. Nam ipsum ligula, eleifend at, accumsan nec, suscipit a, ipsum. Morbi blandit ligula feugiat magna. Nunc eleifend consequat lorem. Sed lacinia nulla vitae enim. Pellentesque tincidunt purus vel magna. Integer non enim. Praesent euismod nunc eu purus. Donec bibendum quam in tellus. Nullam cursus pulvinar lectus. Donec et mi. Nam vulputate metus eu enim. Vestibulum pellentesque felis eu massa.

Acknowledgments

The authors thank the anonymous reviewers for their valuable suggestions. This work is supported in part by funds from the National Science Foundation (NSF: # 1636933 and # 1920920).

Funding

Funding information here.

REFERENCES

1. Dzmitry Bahdanau, Kyunghyun Cho, and Yoshua Bengio. Neural machine translation by jointly learning to align and translate. *arXiv preprint arXiv:1409.0473*, 2014.
2. Steve Horvath and Kenneth Raj. Dna methylation-based biomarkers and the epigenetic clock theory of ageing. *Nature Reviews Genetics*, 19(6):371, 2018.
3. Mary T Imboden, Matthew P Harber, Mitchell H Whaley, W Holmes Finch, Derron L Bishop, and Leonard A Kaminsky. Cardiorespiratory fitness and mortality in healthy men and women. *Journal of the American College of Cardiology*, 72(19):2283–2292, 2018.
4. Shuiwang Ji, Wei Xu, Ming Yang, and Kai Yu. 3d convolutional neural networks for human action recognition. *IEEE Transactions on Pattern Analysis and Machine Intelligence*, 35(1):221–231, 2012.
5. Alex Krizhevsky, Ilya Sutskever, and Geoffrey E Hinton. Imagenet classification with deep convolutional neural networks. In *Advances in Neural Information Processing Systems*, pages 1097–1105, 2012.
6. Yann LeCun, Yoshua Bengio, and Geoffrey Hinton. Deep learning. *Nature*, 521(7553):436, 2015.
7. Saeid Motiian, Marco Piccirilli, Donald A Adjeroh, and Gianfranco Doretto. Unified deep supervised domain adaptation and generalization. In *Proceedings of the IEEE International Conference on Computer Vision*, pages 5715–5725, 2017.

8. Kevin P Murphy. *Machine learning: A probabilistic perspective*. MIT press, 2012.
9. American College of Sports Medicine et al. *ACSM's guidelines for exercise testing and prescription*. Lippincott Williams & Wilkins, 2013.
10. Timothy V Pyrkov, Evgeny Getmantsev, Boris Zhurov, Konstantin Avchaciov, Mikhail Pyatnitskiy, Leonid Menshikov, Kristina Khodova, Andrei V Gudkov, and Peter O Fedichev. Quantitative characterization of biological age and frailty based on locomotor activity records. *Aging (Albany NY)*, 10(10):2973, 2018.
11. Syed Ashiqur Rahman and Donald Adjeroh. Centroid of age neighborhoods: A generalized approach to estimate biological age. In *2019 IEEE EMBS International Conference on Biomedical & Health Informatics (BHI)*, pages 1–4. IEEE, 2019.
12. Daniele Ravi, Charence Wong, Fani Deligianni, Melissa Berthelot, Javier Andreu-Perez, Benny Lo, and Guang-Zhong Yang. Deep learning for health informatics. *IEEE Journal of Biomedical and Health Informatics*, 21(1):4–21, 2016.
13. Zongwei Wang, Xu Tang, Weixin Luo, and Shenghua Gao. Face aging with identity-preserved conditional generative adversarial networks. In *Proceedings of the IEEE Conference on Computer Vision and Pattern Recognition*, pages 7939–7947, 2018.
14. Ke Zhang, Na Liu, Xingfang Yuan, Xinyao Guo, Ce Gao, and Zhenbing Zhao. Fine-grained age estimation in the wild with attention LSTM networks. *arXiv preprint arXiv:1805.10445*, 2018.